



INTO
WELLNESS



Fitness Equipment Catalog

WWW.INTOWELLNESS.IN



Product Index



International
Brand



HS SERIES 9-19
A Plate-Loaded series of machines that are robust, yet easy to use and extremely high on performance.



HS PRO SERIES 20-22
The most technically advanced plate loaded machines with accurate line of motion creating perfect impact.



M2 SERIES 23-28
Our most widely used series, consists of a variety of Single-Station units to target specific muscle groups.



PF SERIES 29-32
Thoughtfully designed Dual-Station fitness equipment that are sturdy, easy to use and compact.



FM SERIES 33-40
Our Functional Trainer machine range, offering a wide selection of units, including rigs and cable crossovers.



M7 SERIES 41-44
Ultra-premium Single-Station machines, accurately designed to create the best exercise experience.



FW SERIES 45-56
With over 50 units to choose from, get benches and racks, or storage solutions for every requirement.



TRANSFORMER SERIES 57-62
Our newest addition to our product range, offering unique designs combined with high performance.



FUNCTIONAL & ACCESSORIES 65-68
Customized rigs and a wide range of high-quality accessories are convenient for usage in any type of gym setup.

Our Strategic
Partner

R & D in
California, USA

10000+
Gym Setups
Worldwide





Realleader USA is an established global fitness equipment brand with over 30 years of experience and 10000+ successful Installations across 60+ Countries. Realleader USA is trusted and endorsed by the best of international athletes and bodybuilders.

In collaboration with Realleader USA, Into Wellness has been manufacturing products that are being sold in the most advanced markets such as the USA, Europe, and Australia. It has guided us to deliver bio-mechanically accurate machines with aesthetically appealing designs.



REALLEADER USA:
Our Collaboration with
a Globally Trusted
Brand

INTO WELLNESS:
Bringing World-Class
Workout Experience
Across India

We offer more than 300 high performing and professional strength training equipment for commercial gyms, real estate, corporates and home users. Biomechanics, durability and attention to detail are the core of our design philosophy.

Having in-house production enables us to deliver several benefits including product customization, speedy delivery and installation, dependable service, and easy availability of spare parts. We are the only international company in the Indian fitness industry, manufacturing within the country.



INSPIRATION FOR OUR MISSION AND VISION THROUGH THE WORDS OF OUR FOUNDER



RITESH & SONIYA MAHINDRAKAR

Transforming Physiques, Transforming Lives!

When we started our journey in 2015, we had not anticipated such an overwhelming response! Over the years, our customers are thrilled with the workout results that their members are reporting, as they are able to build a solid business by offering access to high-performance strength equipment that delivers exceptional results for their gym members. We are now able to bring this fitness revolution across 20 metropolitan cities in India and more than 40 tier 2 and tier 3 towns. We were privileged to join hands with the government in its initiative of 'Building Champions in manufacturing' to promote Make in India initiative. Our factory was set as an example to budding entrepreneurs and was showcased through a detailed video on Entrepreneur India TV.

WORDS FROM OUR LOYAL CUSTOMERS

We were looking for machines that are comfortable for ladies & we are happy that we choose Into Wellness as the feedback from our lady members is excellent.

Ritu Uskaikar, Co-Founder of BE FIT Gym, Goa

We have a 7000 Sq feet gym in Kharadi using Into Wellness machines. Apart from the machines being good & the biomechanics being good I think what matters more is service. The Into Wellness service team is very prompt. At any point we cannot afford to have machines that are not functioning. If you want good products, good service, I will highly recommend Into Wellness.

Angeline, Director of Nucleus Fitness

We are into construction and marble business. This homestay project was a dream project for me. Couch & Cheese is a luxury accommodation for students, visiting professionals. Right from the architecture, interior, amenities the project is very unique. I wanted to give good quality equipment and wanted to customise the colours to give a young vibe. We got our gym equipped with machines from Into Wellness in Vegas Yellow and magic black color which has given a very unique flavour to the place.

Anand Agarwal, Founder of Couch & Cheese Homestay

SUNIT JADHAV

Our Brand Ambassador

IFBB Pro & Mr. Asia Overall Champion



I feel proud that such world class fitness equipment is now made in India. I was assured of the product quality after seeing the manufacturing facility of Into Wellness in Pune and after trying out their machines. I am confident that Into Wellness can help me in my goal of bringing fitness revolution in our country together. I wish the company a lot of success and luck.

Sunit Jadhav



HS Series

This Plate Loaded Series is a great choice for hard core commercial gyms because of its high quality, sturdy, and value for money products. The machine designs match the natural convergent motion of the body, ensuring an accurate impact on targeted muscles.



Scan this QR code to see the HS Series live in action.



ISO-LATERAL BENCH PRESS

Product ID: HS-1001

Dimensions : 1250X1320X1750MM
Net Weight : 164KG



ISO-LATERAL CHEST/BACK

Product ID: HS-1002

Dimensions : 1830X1300X2080MM
Net Weight : 160KG



DECLINE CHEST PRESS

Product ID: HS-1003

Dimensions : 1300X1370X1730MM
Net Weight : 162KG



ISO-LATERAL LEVEL ROW

Product ID: HS-1004

Dimensions : 1300X1470X1880MM
Net Weight : 163KG



FRONT LAT PULLDOWN

Product ID: HS-1005

Dimensions : 1700X1460X2003MM
Net Weight : 154KG



ISO-LATERAL HIGH ROW

Product ID: HS-1006

Dimensions : 1650X1040X2030MM
Net Weight : 146KG



HORIZONTAL BENCH PRESS

Product ID: HS-1007

Dimensions : 1680X1550X1070MM
Net Weight : 134KG



INCLINE BENCH PRESS

Product ID: HS-1007-A

Dimensions : 1831X1970X1200MM
Net Weight : 120KG



ISO-LATERAL ROWING

Product ID: HS-1011

Dimensions : 1500X1270X1300MM
Net Weight : 105KG



ISO-LAT. SHOULDER PRESS

Product ID: HS-1012A

Dimensions : 1300X1470X1880MM
Net Weight : 156KG



DECLINE BENCH PRESS

Product ID: HS-1007-B

Dimensions : 1832X1970X1200MM
Net Weight : 120KG



ISO-LAT. INCL. CHEST PRESS

Product ID: HS-1008

Dimensions : 1000X1320X1910MM
Net Weight : 147KG



ISO-LAT. SHOULDER PRESS

Product ID: HS-1012B

Dimensions : 1300X1470X1880MM
Net Weight : 156KG



ISO-LAT. SUPER INCLINE PRESS

Product ID: HS-1013

Dimensions : 1300x2100x2003MM
Net Weight : 149KG



ISO-LATERAL LOW ROW

Product ID: HS-1009

Dimensions : 1220X1190X1700MM
Net Weight : 134KG



ASSY SQUAT

Product ID: HS-1010

Dimensions : 1700X1190X1040MM
Net Weight : 45KG



ISO-LATERAL WIDE CHEST

Product ID: HS-1014

Dimensions : 1140x1750x1750MM
Net Weight : 166KG



ISO-LAT. WIDE PULLDOWN

Product ID: HS-1015

Dimensions : 1650x1040x2030MM
Net Weight : 146KG



LATERAL RAISE

Product ID: HS-1016

Dimensions : 1040X1400X1220MM
Net Weight : 104KG



PULLOVER

Product ID: HS-1017A

Dimensions : 1370X1300X1500MM
Net Weight : 135KG



STANDING CALF RAISE

Product ID: HS-1019

Dimensions : 1320X1450X1190 MM
Net Weight : 105KG



STANDING CALF RAISE

Product ID: HS-1020

Dimensions : 1370X1450X1190MM
Net Weight : 135KG



PULLOVER

Product ID: HS-1017B

Dimensions : 1310X1260X1500MM
Net Weight : 170KG



SEATED BICEPS CURL

Product ID: HS-1018

Dimensions : 1270X1170X1350MM
Net Weight : 92KG



ISO-LATERAL LEG CURL

Product ID: HS-1021

Dimensions : 1800X1350X1000MM
Net Weight : 115KG



ISO-LAT. LEG EXTENSION

Product ID: HS-1022

Dimensions : 1370X1450X1450MM
Net Weight : 136KG



ISO-LAT. STD. BICEPS CURL

Product ID: HS-1018A

Dimensions : 1000X1320X1700MM
Net Weight : 105KG



STANDING PREACHER CURL

Product ID: HS-1018B

Dimensions : 1440X800X1300MM
Net Weight : 70KG



ISO-LATERAL LEG PRESS

Product ID: HS-1023

Dimensions : 1780X1510X1520MM
Net Weight : 147KG



LEG EXTENSION

Product ID: HS-1024

Dimensions : 1420X1370X1450MM
Net Weight : 126KG



SUPER HORIZONTAL CALF

Product ID: HS-1025

Dimensions : 1600X1370X1350MM
Net Weight : 95KG



SMITH MACHINE & POWER RACK

Product ID: HS-1027B

Dimensions : 2060X1760X2285MM
Net Weight : 125KG



ISO-LATERAL KNEELING LEG CURL

Product ID: HS-1030

Dimensions : 1090X1270X1190MM
Net Weight : 114KG



TRICEPS EXTENSION

Product ID: HS-1031

Dimensions : 1700X970X1070MM
Net Weight : 105KG



SMITH MACHINE & POWER RACK

Product ID: HS-1027C

Dimensions : 2060X1760X2285MM
Net Weight : 135KG



SQUAT & LUNGE

Product ID: HS-1028

Dimensions : 1570X1450X860MM
Net Weight : 97KG



SEATED/STANDING SHRUG

Product ID: HS-1032

Dimensions : 1200X1630X1080MM
Net Weight : 90KG



HACK SQUAT

Product ID: HS-1033

Dimensions : 2500X1400X1250MM
Net Weight : 197KG



SQUAT & LUNGE

Product ID: HS-1028A

Dimensions : 1570X1450X860MM
Net Weight : 110KG



LINEAR LEG PRESS

Product ID: HS-1029

Dimensions : 2410X1600X1450MM
Net Weight : 210KG



TIBIA/DORSAL FLEXION

Product ID: HS-1034

Dimensions : 380X610X310MM
Net Weight : 25KG



V SQUAT

Product ID: HS-1035

Dimensions : 1500X1780X1320MM
Net Weight : 136KG



REVERSE HYPEREXTENSION

Product ID: HS-1053

Dimensions : 1340X750X850MM
Net Weight : 25KG



BELT SQUAT

Product ID: HS-2003

Dimensions : 1580X1650X1680MM
Net Weight : 110KG



OLYMPIC MILITARY BENCH

Product ID: HS-1041

Dimensions : 1760X1250X1690MM
Net Weight : 114KG



CHIN UP

Product ID: HS-1042

Dimensions : 1300X1680X2185MM
Net Weight : 80KG



ABDOMINAL CRUNCH

Product ID: HS-1037

Dimensions : 2230X680X1150MM
Net Weight : 60KG



HIP ADDUCTOR

Product ID: HS-1038

Dimensions : 1690X730X750MM
Net Weight : 258KG



OLYMPIC POWER RACK

Product ID: HS-1043

Dimensions : 1560X1200X2410MM
Net Weight : 142KG



HALF RACK

Product ID: HS-1044

Dimensions : 1400X1250X2350MM
Net Weight : 134KG



VERTICAL LEG PRESS

Product ID: HS-1039

Dimensions : 1750X1300X2150MM
Net Weight : 200KG



4-WAY NECK

Product ID: HS-1040

Dimensions : 820X1570X1600MM
Net Weight : 110KG



POWER CAGE

Product ID: HS-1045

Dimensions : 1220X1380X2360MM
Net Weight : 146KG



POWER CAGE

Product ID: HS-1045A

Dimensions : 1775X1380X2360MM
Net Weight : 160KG



POWER CAGE

Product ID: HS-1046

Dimensions : 1775X1380X2360MM
Net Weight : 175KG



MULTI POWER CAGE

Product ID: HS-1047

Dimensions : 1840X1650X2350MM
Net Weight : 175KG



CHEST PRESS

Product ID: HS PRO-1001

Dimensions : 1350X1550X1830MM
Net Weight : 182KG



HORIZONTAL BENCH PRESS

Product ID: HS PRO-1002

Dimensions : 1880X1950X850MM
Net Weight : 142KG



PECTORAL FLY

Product ID: HS-1048

Dimensions : 1080X580X1190MM
Net Weight : 80KG



GLUTE MACHINE

Product ID: HS-1049A

Dimensions : 1230X680X1150MM
Net Weight : 60KG



SHOULDER PRESS

Product ID: HS PRO-1003

Dimensions : 1650X1600X1435MM
Net Weight : 172KG



LATERAL RAISE / REAR DELTOID

Product ID: HS PRO-1004

Dimensions : 2100X810X1710MM
Net Weight : 166KG



LEG PRESS

Product ID: HS-2001

Dimensions : 1330X2040X1450MM
Net Weight : 220KG



STANDING LATERAL RAISE

Product ID: HS-1050

Dimensions : 1750X1300X2150MM
Net Weight : 150KG



BICEPS

Product ID: HS PRO-1005

Dimensions : 1100X1420X1060MM
Net Weight : 117KG



HIGH ROW

Product ID: HS PRO-1006

Dimensions : 2000X900X2050MM
Net Weight : 175KG



POWER SMITH MACHINE DUAL SYSTEM

Product ID: HS PRO-1007

Dimensions : 1880X1920X850MM
Net Weight : 275KG



POWER SMITH MACHINE DUAL SYSTEM UPPER

Product ID: HS PRO-1008

Dimensions : 1830X1700X2100MM
Net Weight : 350KG



BOTH WAY SQUAT

Product ID: HS PRO-2003

Dimensions : 1905X1520X1610MM
Net Weight : 150KG



BELT SQUAT

Product ID: HS PRO-2004

Dimensions : 1635X1800X800MM
Net Weight : 155KG



ROWING

Product ID: HS PRO-1009

Dimensions : 1643X1571X1361MM
Net Weight : 190KG



LEVEL ROW

Product ID: HS PRO-1011

Dimensions : 1786X1435X1956MM
Net Weight : 220KG



BUTTOCKS BRIDGE

Product ID: HS PRO-2005

Dimensions : 1635X1800X800MM
Net Weight : 155KG



PENDULUM SQUAT

Product ID: HS PRO-2006

Dimensions : 2003X890X1835MM
Net Weight : 175KG



LEG EXTENSION

Product ID: HS PRO-2001

Dimensions : 1550X1900X1200MM
Net Weight : 152KG



KNEELING CURL

Product ID: HS PRO-2002

Dimensions : 1200X1650X1350MM
Net Weight : 132KG



GLUTE MACHINE

Product ID: HS PRO-2007

Dimensions : 2022X1543X1101
Net Weight : 125KG



PRONE MACHINE

Product ID: HS PRO-2008

Dimensions : 1330X1120X1580MM
Net Weight : 160KG



M2 Series

This series consists of 26 thoughtfully designed fitness equipment, making this the ultimate choice for the fitness enthusiast. These machines are rock solid, easy to use, and are extremely high on performance delivering ideal muscle resistance through each movement.



Scan this QR code to see the M2 Series live in action.



CHEST PRESS

Product ID: M2-1001
 Dimensions : 1500X1450X1880MM
 Net Weight : 129KG
 Weight Stack : 100KG



LATERAL RAISE

Product ID: M2-1002
 Dimensions : 1230X1410X1600MM
 Net Weight : 120KG
 Weight Stack : 60KG



ABDUCTOR

Product ID: M2-1003
 Dimensions : 1350X1500X1600MM
 Net Weight : 123KG
 Weight Stack : 70KG



ADDUCTOR

Product ID: M2-1004
 Dimensions : 1350X1500X1600MM
 Net Weight : 125KG
 Weight Stack : 70KG



SEATED LEG EXTENTION

Product ID: M2-1005
 Dimensions : 1520X1130X1600MM
 Net Weight : 135KG
 Weight Stack : 90KG



PRONE LEG CURL

Product ID: M2-1006
 Dimensions : 1400X900X1700MM
 Net Weight : 145KG
 Weight Stack : 85KG



SEATED SHOULDER PRESS

Product ID: M2-1007

Dimensions : 1600X1400X1600MM
Net Weight : 130KG
Weight Stack : 75KG



ABDOMINAL CRUNCH

Product ID: M2-1008

Dimensions : 1580X1200X1600MM
Net Weight : 175KG
Weight Stack : 75KG



SEATED TRICEP PUSH DOWN

Product ID: M2-1011B

Dimensions : 1720X1080X1600MM
Net Weight : 124KG
Weight Stack : 85KG



PECTORAL MACHINE

Product ID: M2-1012

Dimensions : 1450X1550X1600MM
Net Weight : 116KG
Weight Stack : 85KG



SEATED LEG PRESS

Product ID: M2-1009

Dimensions : 1900X1200X1600MM
Net Weight : 230KG
Weight Stack : 100KG



BICEP CURL

Product ID: M2-1010A

Dimensions : 1720X1480X1600MM
Net Weight : 124KG
Weight Stack : 60KG



LAT PULL DOWN

Product ID: M2-1013

Dimensions : 1800X1100X1950MM
Net Weight : 134KG
Weight Stack : 90KG



LAT PULL DOWN

Product ID: M2-1013A

Dimensions : 1325X1250X2200MM
Net Weight : 130KG
Weight Stack : 90KG



ISO LATERAL BICEPS CURL

Product ID: M2-1010B

Dimensions : 1186X1370X1511MM
Net Weight : 123KG
Weight Stack : 60KG



SEATED TRICEP EXTENTION

Product ID: M2-1011A

Dimensions : 1720X1080X1600MM
Net Weight : 124KG
Weight Stack : 85KG



MULTI HIP

Product ID: M2-1014

Dimensions : 1130X1200X1700MM
Net Weight : 130KG
Weight Stack : 85KG



SEATED ROW/REAR DELT

Product ID: M2-1015

Dimensions : 1600X920X1600MM
Net Weight : 135KG
Weight Stack : 90KG



BACK EXTENTION

Product ID: M2-1016

Dimensions : 1240X950X1420MM
Net Weight : 141KG
Weight Stack : 100KG



PECK FLY/REAR DELT

Product ID: M2-1017

Dimensions : 1410X1520X1900MM
Net Weight : 145KG
Weight Stack : 85KG



GLUTE MACHINE

Product ID: M2-1022

Dimensions : 1100X1200X1700MM
Net Weight : 148KG
Weight Stack : 60KG



SEATED LEG CURL

Product ID: M2-1023

Dimensions : 1720X1080X1600MM
Net Weight : 124KG
Weight Stack : 90KG



SEATED LOW ROW

Product ID: M2-1018

Dimensions : 1410X1520X1600MM
Net Weight : 104KG
Weight Stack : 90KG



STANDING CALF RAISE

Product ID: M2-1019

Dimensions : 1520X1120X2000MM
Net Weight : 72KG
Weight Stack : 90KG



CHIN DIP ASSIST

Product ID: M2-1020


Dimensions : 1600X1100X2270MM
Net Weight : 180KG
Weight Stack : 75KG



ROTARY TORSO ROTATION

Product ID: M2-1021

Dimensions : 1600X950X1700MM
Net Weight : 115KG
Weight Stack : 85KG



PF Series

Dual Station Machines, are suitable for compact spaces as it helps efficient use of the space without compromising on the biomechanics. Patented CAM design is the soul of these machines which offers uniform resistance throughout the range of motion.



Scan this QR code to see the PF Series live in action.



CHEST/SHOULDER PRESS

Product ID: PF-1001

Dimensions : 1950X1200X1420MM
 Net Weight : 216KG
 Weight Stack : 85KG



BICEP/TRICEP CURL

Product ID: PF-1002

Dimensions : 1300X900X1420MM
 Net Weight : 153KG
 Weight Stack : 70KG



PECK FLY/REAR DELT

Product ID: PF-1003

Dimensions : 1350X1350X1970MM
 Net Weight : 152KG
 Weight Stack : 85KG



LAT PULL DOWN/ SEATED ROW

Product ID: PF-1004 (Dual Pulley Option)

Dimensions : 1850X1300X2300MM
 Net Weight : 120KG
 Weight Stack : 90KG



BACK EXTENSION/ AB CRUNCH

Product ID: PF-1005

Dimensions : 1300X900X1420MM
 Net Weight : 145KG
 Weight Stack : 70KG



HIP ABDUCTOR/ ADDUCTOR

Product ID: PF-1006

Dimensions : 1300X650X1420MM
 Net Weight : 136KG
 Weight Stack : 70KG



PRONE LEG CURL/ EXTENSION

Product ID: PF-1007

Dimensions : 1600X950X1420MM
Net Weight : 160KG
Weight Stack : 85KG



SEATED LEG CURL/ EXTENSION

Product ID: PF-1007A

Dimensions : 1450X920X1420MM
Net Weight : 168KG
Weight Stack : 90KG



CHEST/SHOULDER PRESS

Product ID: PF-2001 (Full Shroud)

Dimensions : 1950X1200X1420MM
Net Weight : 218KG
Weight Stack : 85KG



BICEP/TRICEP CURL

Product ID: PF-2002 (Full Shroud)

Dimensions : 1300X900X1420MM
Net Weight : 155KG
Weight Stack : 70KG



LEG PRESS/CALF RAISE

Product ID: PF-1009

Dimensions : 1700X970X1720MM
Net Weight : 190KG
Weight Stack : 85KG



DOUBLE PULLEY MACHINE

Product ID: PF-1010

Dimensions : 1300X1300X2200MM
Net Weight : 140KG
Weight Stack : 90KG



BACK EXTENSION/ AB CRUNCH

Product ID: PF-2005 (Full Shroud)

Dimensions : 1300X900X1420MM
Net Weight : 148KG
Weight Stack : 70KG



HIP ABDUCTOR/ ADDUCTOR

Product ID: PF-2006 (Full Shroud)

Dimensions : 1300X650X1420MM
Net Weight : 140KG
Weight Stack : 70KG



DOUBLE PULLEY MACHINE

Product ID: PF-1010A

Dimensions : 1300X1300X2200MM
Net Weight : 128KG
Weight Stack : 90KG



PRONE LEG CURL/ EXTENSION

Product ID: PF-2007 (Full Shroud)

Dimensions : 1600X950X1420MM
Net Weight : 164KG
Weight Stack : 85KG



LEG PRESS/CALF RAISE

Product ID: PF-2009 (Full Shroud)

Dimensions : 1700X970X1720MM
Net Weight : 195KG
Weight Stack : 85KG



FM Series

Multi-Station and Functional Training Machines designed with versatility in mind. Compact but effective machines offering an endless variety of strength training. An ideal solution for functional exercises, sports specific training, and for personal training as well.



Scan this QR code to see the FM Series live in action.



DUAL ADJUSTABLE PULLEY

Product ID: FM-1001

Dimensions : 1220X2580X2330MM
 Net Weight : 215KG
 Weight Stack : 180KG



DUAL ADJUSTABLE PULLEY

Product ID: FM-1002

Dimensions : 1220X2580X2330MM
 Net Weight : 218KG
 Weight Stack : 180KG



MULTI -JUNGLE 4-STACK

Product ID: FM-1005

Dimensions : 3400X1100X2230MM
 Net Weight : 212KG
 Weight Stack : 315KG

LAT PULL DOWN : 90KG HI-LOW PULLEY : 75KG
 ROWING : 90KG TRICEPS : 60KG



MULTI -JUNGLE 5-STACK

Product ID: FM-1006

Dimensions : 4450X3400X2230MM
 Net Weight : 318KG
 Weight Stack : 375KG

LAT PULL DOWN : 90KG HI-LOW PULLEY : 75KG
 ROWING : 90KG TRICEPS : 60KG



MULTI -JUNGLE 8-STACK

Product ID: FM-1007

Dimensions : 4850X3400X2230MM
Net Weight : 378KG
Weight Stack : 630KG

LAT PULL DOWN : 90KG HI-LOW PULLEY : 75KG
ROWING : 90KG TRICEPS : 60KG



CABLE CROSSOVER

Product ID: FM-1008

Dimensions : 3470X630X2370MM
Net Weight : 195KG
Weight Stack : 180KG



HACK SQUAT

Product ID: FM-1024E

Dimensions : 1850X1750X1500MM
Net Weight : 245KG

TRANSMIT BY BEARING



HACK SQUAT

Product ID: FM-1024F

Dimensions : 2300X1870X1120MM
Net Weight : 225KG

TRANSMIT BY BEARING



SMITH MACHINE

Product ID: FM-1009

Dimensions : 2310X1300X2400MM
Net Weight : 239KG

COUNTER BALANCE



45-DEGREE LEG PRESS

Product ID: FM-1024D

Dimensions : 2200X1850X1570MM
Net Weight : 255KG

TRANSMIT BY BEARING



DUAL ADJUSTABLE PULLEY

Product ID: FM-2001

Dimensions : 1100X1850X2350MM
Net Weight : 180KG
Weight Stack : 120KG



CABLE CROSSOVER

Product ID: FM-2003

Dimensions : 3880X600X2300MM
Net Weight : 175KG
Weight Stack : 180KG



MULTI-JUNGLE 4-STACK

Product ID: FM-2004

Dimensions : 3400X1100X2230MM
 Net Weight : 180KG
 Weight Stack : 315KG

LAT PULL DOWN : 90KG HI-LOW PULLEY : 75KG
 ROWING : 90KG TRICEPS : 60KG



MULTI-JUNGLE 5-STACK

Product ID: FM-2005

Dimensions : 4450X1520X1900MM
 Net Weight : 270KG
 Weight Stack : 375KG

LAT PULL DOWN : 90KG HI-LOW PULLEY : 75KG
 ROWING : 90KG TRICEPS : 60KG



4-JUNGLE MACHINE

(BICEP/TRICEP/LAT/LOWROW/LEGCURL/EXTENSION /CHEST/SHOULDER PRESS)

Product ID: FM-1004

Dimensions : 3400X3270X2380MM
 Net Weight : 640KG
 Weight Stack : 345KG

CHEST/SHOULDER PRESS : 90KG
 SEATED LEG CURL/EXTENSION : 90KG
 BICEP/TRICEP : 60KG
 LAT PULL DOWN/LOW ROW : 90KG



45-DEGREE LEG PRESS

Product ID: FM-1024A

Dimensions : 2450X1320X1500MM
 Net Weight : 198KG



MULTI-JUNGLE 8-STACK

Product ID: FM-2006

Dimensions : 4850X3400X2230MM
 Net Weight : 375KG
 Weight Stack : 630KG

LAT PULL DOWN : 90KG HI-LOW PULLEY : 75KG
 ROWING : 90KG TRICEPS : 60KG



MOVABLE ARM FUNCTIONAL TRAINER

Product ID: FM-1003

Dimensions : 1620X1180X1780MM
 Net Weight : 250KG
 Weight Stack : 150KG



HACK SQUAT

Product ID: FM-1024B

Dimensions : 2250X1430X1230MM
 Net Weight : 219KG



45-DEGREE LEG PRESS

Product ID: FM-1024C

Dimensions : 2200X1520X1480MM
 Net Weight : 230KG



SMITH MACHINE

Product ID: FM-2007

Dimensions : 1520X1120X2000MM
Net Weight : 210KG

COUNTER BALANCE



1-STATION MULTI GYM

Product ID: FM-3001

Dimensions : 2250X1250X2250MM
Net Weight : 232KG
Weight Stack : 70KG



3D SMITH MACHINE

Product ID: FM-1009A

Dimensions : 1840X1650X2350MM
Net Weight : 175KG



MULTI-JUNGLE

Product ID: FM 2009 (Upper Body)

Dimensions : 3400X3270X2380MM
Net Weight : 360KG
Weight Stack : 340KG

LAT PULL DOWN : 90KG
LOW ROW : 90KG
PEC FLY/REAR DELT : 85KG
HIGH LOW PULLEY : 75KG



4-STATION MULTI GYM

Product ID: FM-3002

Dimensions : 3400X2800X2250MM
Net Weight : 332KG
Weight Stack : 270KG

CHEST/SHOULDER PRESS : 90KG
LAT PULL DOWN/LOW ROW : 90KG
LEG CURL/EXTENSION : 90KG
HIGH LOW PULLEY : 75KG



3-STATION MULTI GYM

Product ID: FM-3003

Dimensions : 2670X2740X2060MM
Net Weight : 300KG
Weight Stack : 270KG

CHEST/SHOULDER PRESS : 90KG
PRONE LEG CURL/EXTENSION : 90KG
LAT PULL DOWN/LOW ROW : 90KG



MULTI-JUNGLE

Product ID: FM-2019 (Lower Body)

Dimensions : 3400X3270X2380MM
Net Weight : 360KG
Weight Stack : 370KG

SEATED LEG CURL : 90KG
LEG EXTENSION : 90KG
LEG PRESS : 100KG
STANDING CALF RAISE : 90KG



MULTI-JUNGLE 4 STACK PRO

Product ID: FM 1005A

Dimensions : 3400X1100X2230MM
Net Weight : 250KG
Weight Stack : 330KG

LAT PULL DOWN : 90KG
ROWING : 90KG
LAT HIGH LOW PULLEY : 75KG
HIGH LOW PULLEY : 75KG



M7 Series

This series consists of 18 thoughtfully designed fitness equipment. This series has elliptical tubes which enhances the visual quality and aesthetics of the products. 4 link mechanism along with Gas Spring Technology makes it very easy for the user to adjust the seat from the seating position.



Scan this QR code to see the M7 Series live in action.



SEATED CHEST PRESS

Product ID: M7-1001

Dimensions : 1600X1600X1800MM
 Net Weight : 137KG
 Weight Stack : 90KG



SEATED LATERAL RAISE

Product ID: M7-1002

Dimensions : 1300X1250X1450MM
 Net Weight : 143KG
 Weight Stack : 60KG



SHOULDER PRESS

Product ID: M7-1003

Dimensions : 1700X1620X1450MM
 Net Weight : 125KG
 Weight Stack : 75KG



ABDOMINAL CRUNCH

Product ID: M7-1004

Dimensions : 1300X1200X1650MM
 Net Weight : 132KG
 Weight Stack : 75KG



SEATED BICEPS CURL

Product ID: M7-1005

Dimensions : 1250X1450X1450MM
 Net Weight : 155KG
 Weight Stack : 60KG



SEATED TRICEPS EXTENSION

Product ID: M7-1006

Dimensions : 1660X1180X1450MM
 Net Weight : 158KG
 Weight Stack : 85KG



LAT PULL DOWN

Product ID: M7-1008

Dimensions : 1850X1240X1940MM
Net Weight : 162KG
Weight Stack : 85KG



SEATED ROW/REAR DELT

Product ID: M7-1009

Dimensions : 1600X920X1420MM
Net Weight : 155KG
Weight Stack : 85KG



LEG EXTENSION

Product ID: M7-2003

Dimensions : 1600X1100X1650MM
Net Weight : 162KG
Weight Stack : 90KG



SEATED LEG CURL

Product ID: M7-2004

Dimensions : 1750X1100X1650MM
Net Weight : 169KG
Weight Stack : 90KG



ASSIST CHIN/DIP

Product ID: M7-1010

Dimensions : 1680X1300X2250MM
Net Weight : 180KG
Weight Stack : 85KG



PEC FLY/REAR DELT

Product ID: M7-1011

Dimensions : 1460X1520X2000MM
Net Weight : 145KG
Weight Stack : 85KG



SEATED LEG PRESS

Product ID: M7-2005

Dimensions : 2000X1200X1650MM
Net Weight : 261KG
Weight Stack : 90KG



ROTARY TORSO ROTATION

Product ID: M7-2006

Dimensions : 1200X1000X1460MM
Net Weight : 133KG
Weight Stack : 85KG



HIP ABDUCTOR

Product ID: M7-2001

Dimensions : 1500X1400X1450MM
Net Weight : 143KG
Weight Stack : 70KG



HIP ADDUCTOR

Product ID: M7-2002

Dimensions : 1500X1400X1450MM
Net Weight : 151KG
Weight Stack : 70KG



STANDING CALF RAISE

Product ID: M7-2007

Dimensions : 1520X1120X2000MM
Net Weight : 75KG
Weight Stack : 85KG



PRONE LEG CURL

Product ID: M7-2009

Dimensions : 1400X900X1700MM
Net Weight : 145KG
Weight Stack : 85KG



FW Series

Free Weight series consists of an extensive range of free weight lines to meet every possible need. With over 58 units to choose from, you'll definitely find a bench, rack, or storage solution that meets your requirements; having great designs that are also user-friendly.



Scan this QR code to see the FW Series live in action.



OLYMPIC FLAT BENCH

Product ID: FW-1001

Dimensions : 1800X1260X1320MM
Net Weight : 80KG



OLYMPIC INCLINE BENCH

Product ID: FW-1002

Dimensions : 1830X1260X1500MM
Net Weight : 75KG



OLYMPIC DECLINE BENCH

Product ID: FW-1003

Dimensions : 1640X1250X1320MM
Net Weight : 80KG



SEATED ARM CURL

Product ID: FW-1004

Dimensions : 1440X800X1100MM
Net Weight : 76KG



T-BAR ROW

Product ID: FW-1005

Dimensions : 2620X990X540MM
Net Weight : 60KG



HYPEREXTENSION

Product ID: FW-1006

Dimensions : 1460X760X1080MM
Net Weight : 45KG



ASSIST ABDOMINAL BENCH

Product ID: FW-1007

Dimensions : 1340X800X860MM
Net Weight : 60KG



75-DEGREE BENCH

Product ID: FW-1008

Dimensions : 1140X680X1040MM
Net Weight : 25KG



ADJUSTABLE BENCH

Product ID: FW-1013

Dimensions : 2620X990X540MM
Net Weight : 60KG



ADJUSTABLE BENCH

Product ID: FW-1013A

Dimensions : 1700X700X850MM
Net Weight : 32KG



FLAT BENCH

Product ID: FW-1009

Dimensions : 1550X570X450MM
Net Weight : 18KG



55-DEGREE BENCH

Product ID: FW-1010

Dimensions : 1430X750X1100MM
Net Weight : 21KG



BARBELL RACK

Product ID: FW-1014

Dimensions : 760X840X1280MM
Net Weight : 40KG



DUMBBELL RACK-DOUBLE

Product ID: FW-1015

Dimensions : 2300X600X790MM
Net Weight : 50KG



LYING T-BAR ROW

Product ID: FW-1011

Dimensions : 2170X1140X1190MM
Net Weight : 60KG



ADJUSTABLE ABDOMINAL

Product ID: FW-1012

Dimensions : 1700X700X850MM
Net Weight : 35KG



DUMBBELL RACK-3 TIER

Product ID: FW-1015A

Dimensions : 2300X600X1090MM
Net Weight : 57KG



PLATE RACK

Product ID: FW-1016

Dimensions : 740X740X780MM
Net Weight : 50KG



SEATED CALF RAISE

Product ID: FW-1017

Dimensions : 1340X800X860MM
Net Weight : 68KG



SQUAT RACK

Product ID: FW-1018

Dimensions : 1680X1590X1730MM
Net Weight : 105KG



OLYMPIC INCLINE BENCH

Product ID: FW-2002

Dimensions : 1800X1260X1500MM
Net Weight : 65KG



OLYMPIC DECLINE BENCH

Product ID: FW-2003

Dimensions : 1800X1260X1500MM
Net Weight : 65KG



30-DEGREE BENCH

Product ID: FW-1019

Dimensions : 1320X750X850MM
Net Weight : 22KG



ABDOMINAL ROLLER

Product ID: FW-1021

Dimensions : 1000X750X1270MM
Net Weight : 43KG



SEATED ARM CURL

Product ID: FW-2004

Dimensions : 1300X800X1000MM
Net Weight : 68KG



T-BAR ROW

Product ID: FW-2005

Dimensions : 1700X700X850MM
Net Weight : 32KG



STRETCH MACHINE

Product ID: FW-1022

Dimensions : 1885X700X1000MM
Net Weight : 50KG



OLYMPIC FLAT BENCH

Product ID: FW-2001

Dimensions : 1800X1260X1300MM
Net Weight : 72KG



HYPEREXTENSION

Product ID: FW-2006

Dimensions : 1460X760X1080MM
Net Weight : 43KG



ASSIST ABDOMINAL BENCH

Product ID: FW-2007

Dimensions : 1700X800X1100MM
Net Weight : 60KG



ADJUSTABLE BENCH

Product ID: FW-2008

Dimensions : 1600X720X1260MM
Net Weight : 40KG



SUPER BENCH

Product ID: FW-2008-A

Dimensions : 1700X700X850MM
Net Weight : 32KG



55-DEGREE BENCH

Product ID: FW-2010

Dimensions : 1430X750X850MM
Net Weight : 19KG



LYING T-BAR ROW

Product ID: FW-2011

Dimensions : 2170X1140X1190MM
Net Weight : 60KG



SUPER BENCH

Product ID: FW-2008-B

Dimensions : 1700X700X850MM
Net Weight : 32KG



SUPER BENCH

Product ID: FW-2008-C

Dimensions : 1700X700X850MM
Net Weight : 45KG



LYING T-BAR ROW

Product ID: FW-2012

Dimensions : 2230X690X1150MM
Net Weight : 60KG



LYING T-BAR ROW WITH D HANDLE

Product ID: FW-2012A

Dimensions : 2170X1140X1190MM
Net Weight : 60KG



COMPACT SUPER BENCH

Product ID: FW-2008-D

Dimensions : 1600X650X850MM
Net Weight : 32KG



FLAT BENCH

Product ID: FW-2009

Dimensions : 1550X570X450MM
Net Weight : 18KG



ADJUSTABLE AB BENCH

Product ID: FW-2013

Dimensions : 1700X700X850MM
Net Weight : 32KG



BARBELL RACK

Product ID: FW-2014

Dimensions : 750X840X1280MM
Net Weight : 91KG



DUMBBELL RACK-DOUBLE

Product ID: FW-2015

Dimensions : 2300X600X790MM
Net Weight : 50KG



DUMBBELL RACK-3 TIER

Product ID: FW -2015A

Dimensions : 2300X600X1090MM
Net Weight : 57KG



90-DEGREE BENCH

Product ID: FW-2020

Dimensions : 1140X680X1040MM
Net Weight : 20KG



DUMBBELL RACK-SINGLE

Product ID: FW-2023

Dimensions : 2280X420X600MM
Net Weight : 45KG



PLATE RACK

Product ID: FW-2016

Dimensions : 840X650X1002MM
Net Weight : 28KG



SEATED CALF RAISE

Product ID: FW-2017

Dimensions : 1340X800X860MM
Net Weight : 62KG



LEG RAISE

Product ID: FW-2025

Dimensions : 1150X750X1590MM
Net Weight : 55KG



GLUTE HAM RAISE

Product ID: FW-2029

Dimensions : 1660X1100X700MM
Net Weight : 45KG



SQUAT RACK

Product ID: FW-2018

Dimensions : 1680X680X1730MM
Net Weight : 95KG



30-DEGREE BENCH

Product ID: FW-2019

Dimensions : 1320X750X850MM
Net Weight : 19KG



WRIST CURL (PIN LOADED)

Product ID: FW-2030

Dimensions : 1430X750X1150MM
Net Weight : 35KG



WRIST CURL (PLATE LOADED)

Product ID: FW-2030A

Dimensions : 1430X750X1150MM
Net Weight : 35KG



SINGLE TWISTER

Product ID: FW-2031

Dimensions : 2300X600X790MM
Net Weight : 57KG



DOUBLE TWISTER

Product ID: FW-2032

Dimensions : 2300X600X1090MM
Net Weight : 57KG



DECLINE BENCH

Product ID: FW-2033

Dimensions : 1460X760X1080MM
Net Weight : 48KG



LANDMINE ATTACHMENT

Product ID: FW-2034

Dimensions :
Net Weight :





Transformer Series

This series follows latest design trends. Sharp clean lines, compact construction, neatly defined proportions make the products stand out. These are biomechanically accurate machines having precise angles, range of motion and ergonomic considerations.



Scan this QR code to see the Transformer Series live in action.

CHEST PRESS

Product ID: TS1001

Dimensions : 1500X1450X1550MM
 Net Weight : 120KG
 Weight Stack : 85KG



LEG EXTENSION

Product ID: TS1005

Dimensions : 1480X1000X1550MM
 Net Weight : 130KG
 Weight Stack : 85KG



PRONE LEG CURL

Product ID: TS1006

Dimensions : 1500X1000X1550MM
 Net Weight : 130KG
 Weight Stack : 75KG



SEATED SHOULDER PRESS

Product ID: TS1007

Dimensions : 1300X1370X1460MM
 Net Weight : 120KG
 Weight Stack : 75KG



SEATED BICEPS CURL

Product ID: TS1010

Dimensions : 1720X1480X1600MM
 Net Weight : 120KG
 Weight Stack : 60KG



LAT PULL DOWN

Product ID: TS1013

Dimensions : 1420X1240X2230MM
 Net Weight : 150KG
 Weight Stack : 85KG



PEC FLY/REAR DELT

Product ID: TS1017

Dimensions : 1300X2000X2000MM
Net Weight : 130KG
Weight Stack : 85KG



SEATED LOW ROW

Product ID: TS1018

Dimensions : 2050X1050X2100MM
Net Weight : 140KG
Weight Stack : 85KG



LAT PULL DOWN/ SEATED ROW

Product ID: TD1004

Dimensions : 2050X1050X2230MM
Net Weight : 115KG
Weight Stack : 90KG



HIP ABDUCTOR/ADDUCTOR

Product ID: TD1006

Dimensions : 1550X750X1550MM
Net Weight : 130KG
Weight Stack : 60KG



CHIN/DIP ASSIST

Product ID: TS1020

Dimensions : 1450X1150X2250MM
Net Weight : 130KG
Weight Stack : 85KG



SEATED LEG CURL

Product ID: TS 1023

Dimensions : 1520X1000X1550MM
Net Weight : 140KG
Weight Stack : 75KG



PRONE LEG CURL/ EXTENSION

Product ID: TD1007

Dimensions : 1520X1000X1550MM
Net Weight : 145KG
Weight Stack : 90KG



SEATED LEG CURL/ EXTENTION

Product ID: TD1007A

Dimensions : 1520X1000X1550MM
Net Weight : 150KG
Weight Stack : 85KG



BENCH /SHOULDER PRESS

Product ID: TD1001

Dimensions : 2000X1300X1550MM
Net Weight : 160KG
Weight Stack : 85KG



BICEPS/TRICEPS CURL

Product ID: TD1002

Dimensions : 1300X900X1420MM
Net Weight : 135KG
Weight Stack : 70KG



OLYMPIC FLAT BENCH

Product ID: TW1001

Dimensions : 1520X1350X1300MM
Net Weight : 60KG



OLYMPIC INCLINE BENCH

Product ID: TW1002

Dimensions : 1820X1350X1300MM
Net Weight : 65KG



OLYMPIC DECLINE BENCH

Product ID: TW1003

Dimensions : 2100X1350X1300MM
Net Weight : 70KG



SEATED ARM CURL

Product ID: TW1004

Dimensions : 1200X900X1100MM
Net Weight : 40KG



OLYMPIC FID BENCH

Product ID: TW1018

Dimensions : 1720X1480X1450MM
Net Weight : 120KG



DUAL ADJUSTALBE PULLEY

Product ID: TF1002

Dimensions : 1120X1745X2200MM
Net Weight : 145KG
Weight Stack : 150KG



SUPER BENCH

Product ID: TW1008

Dimensions : 1400X650X1200MM
Net Weight : 18KG



CABLE CROSSOVER

Product ID: TF1008

Dimensions : 1300X4470X2300MM
Net Weight : 160KG
Weight Stack : 150KG



45-DEGREE LEG PRESS

Product ID: TF1024D

Dimensions : 2200X1850X1570MM
Net Weight : 240KG
(TRANSMIT BY BEARING)



DUMBBELL RACK-3TIER

Product ID: TW1015A

Dimensions : 1050X1700X1050MM
Net Weight : 50KG



SEATED CALF RAISE

Product ID: TW1017

Dimensions : 850X1420X1000MM
Net Weight : 45KG



SMITH MACHINE

Product ID: TF1009


Dimensions : 1600X2050X2250MM
Net Weight : 210KG
(COUNTER BALANCE)



LEG PRESS /HACK SQUAT

Product ID: TF1024F

Dimensions : 2400X2050X1500MM
Net Weight : 280KG



Home Series

Offering compact, and versatile set of equipment, this series includes products for variety of home gym requirements. Be it a small space at home or a spacious separate home gym set-up that you want to create, you'll find various options to choose from.



Scan this QR code to see the Home Series live in action.



IDF SUPER BENCH

Product ID: LC-1001

Dimensions : 1525MMX585MMX550MM
Net Weight : 25KG



MULTI UTILITY POWER RACK

Product ID: LC-2001 (Optional Attachments)

Dimensions : 1840X1650X2350MM
Net Weight : 175KG



PLATE LOADED MULTI GYM

Product ID: LC-2002

Dimensions : 1500X1780X1320MM
Net Weight : 130KG



SQUAT RACK

Product ID: LC-2003

Dimensions : 1680X480X1730MM
Net Weight : 65KG



SQUAT RACK WITH PULLUP BAR

Product ID: LC-2004


Dimensions : 1680X480X1730MM
Net Weight : 85KG



SQUAT RACK WITH LAT PULL DOWN

Product ID: LC-2005

Dimensions : 1680X480X1730MM
Net Weight : 105KG



Functional Training

We offer our customers, a choice to configure the functional training rigs to suit the training space of the gym; by going an extra mile to conceptualize the rig to include stations, accessories and features as per the customer's request.

360 MULTI FUNCTION MACHINE

Floor/Ceiling/Wall Mounted Custom Functional Training Rigs



- 1. TRX Hanging Rope
- 2. Battle Rope
- 3. Medicine Ball
- 4. Kettle Bell
- 5. Sand Bag


FUNCTIONAL TRAINING RIG

Customization of Functional Rigs



SLEDGE





Accessories

We choose a variety of high-quality accessories from manufacturers and suppliers across the world to ensure that our customers get one stop solution to buy a variety of accessories to use it at any gym set-up.



DUMBBELL
Product ID: 100440



PLATES
Product ID: 100501



KETTLEBELL
Product ID: 100571



BATTLE ROPE
Product ID: IWA 1001



OLYMPIC BAR
Product ID: OB 2008



CURL BAR /EZ BAR
Product ID: B2B



FIXED RUBBER BARBELL
Product ID: 100480



DEADLIFT PLATFORM
Product ID: IW2001

Frames & Upholstery Color Customization

Frame Colors

- Mustard Yellow
- Vegas Yellow
- Blaze Orange
- Business Grey
- Charcoal Grey
- Smoke Grey
- Metallic Red
- Salsa Red
- Scarlet Red
- Jet Black
- Magic Black
- Midnight Black
- Solar Orange
- Martian Red
- Pesto Green
- Metallic Silver
- Antique Silver
- Frosty White
- Prussian Blue
- Cobalt Blue
- Satin White
- Tuscany Yellow
- Mantis Green

Upholstery Colors

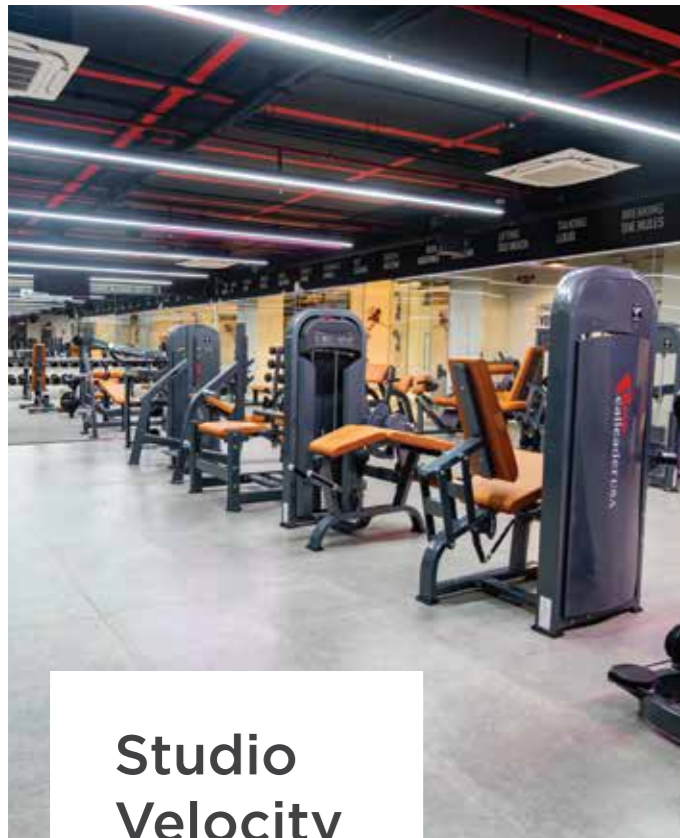
- Pebble Black
- Sapphire Blue
- Crimson Red
- Parch Black
- Titanium Tan

SUBJECT TO AVAILABILITY

Our Nationwide Sales & Service Network




- | | | | | |
|---|--|---|--|--|
| <p>ANDHRA PRADESH
VIJAYAWADA
VIZAG</p> <p>ASSAM
SILCHAR
GUWAHATI
JORHAT</p> <p>BIHAR
MUZAFFARPUR
PATNA</p> <p>CHHATTISGARH
RAIPUR</p> <p>GUJARAT
SURAT
AHMEDABAD
VADODARA
GANDHINAGAR
RAJKOT</p> | <p>HARYANA
PANIPAT</p> <p>J&K
JAMMU
SRINAGAR</p> <p>JHARKHAND
RANCHI</p> <p>KARNATAKA
BELGAUM
BENGALURU
MYSURU
HUBLI
DHARWAD</p> <p>KERALA
KOCHI
THRISSUR
THIRUVANANTHAPURAM
KANNUR</p> | <p>MADHYA PRADESH
BHOPAL
INDORE
JABALPUR</p> <p>MAHARASHTRA
AMRAVATI
AURANGABAD
KOLHAPUR
MUMBAI
PUNE
THANE
NAGPUR
LATUR
BEED
PARBHANI
NANDED
SATARA
SANGLI
KARAD
NASHIK</p> | <p>MANIPUR
IMPHAL</p> <p>ODISHA
BHUBANESWAR</p> <p>PUNJAB
CHANDIGARH
AMRITSAR</p> <p>RAJASTHAN
KOTA</p> <p>TAMILNADU
KANYAKUMARI
CHENNAI
NAGERCOIL
PUDUCHERRY</p> <p>TELANGANA
HYDERABAD</p> | <p>UTTAR PRADESH
PRAYAGRAJ
GHAZIABAD
KANPUR
LUCKNOW
VARANASI</p> <p>UTTARAKHAND
DEHRADUN
HALDWANI
ROORKEE</p> <p>WEST BENGAL
KOLKATA
SILIGURI</p> <p>DELHI & NCR
NEW DELHI
NOIDA
GHAZIABAD</p> |
|---|--|---|--|--|



Studio Velocity

BANER, PUNE



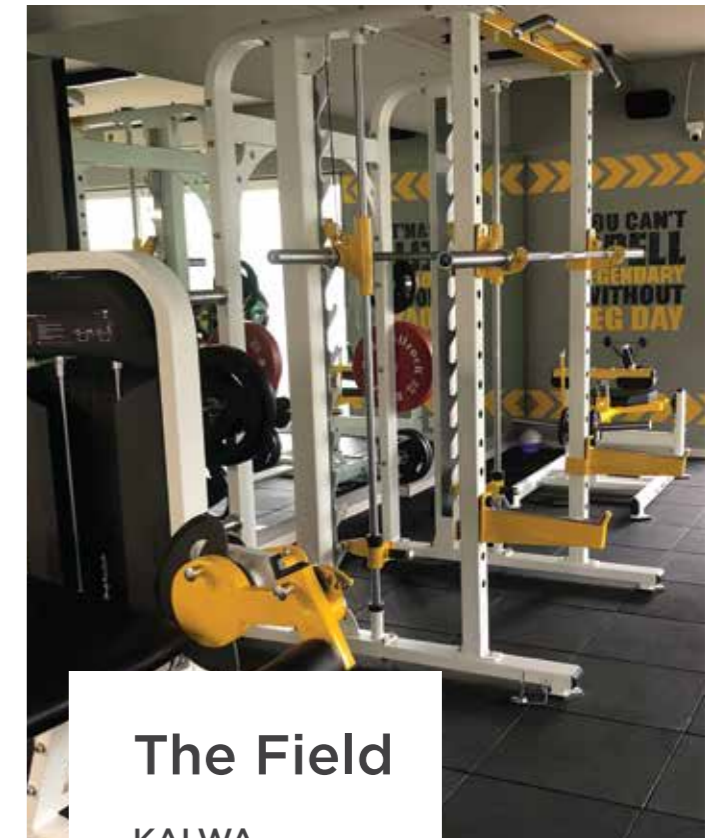
Fitbox

HADAPSAR,
PUNE




Power Factory

WAKAD, PUNE



The Field

KALWA,
THANE



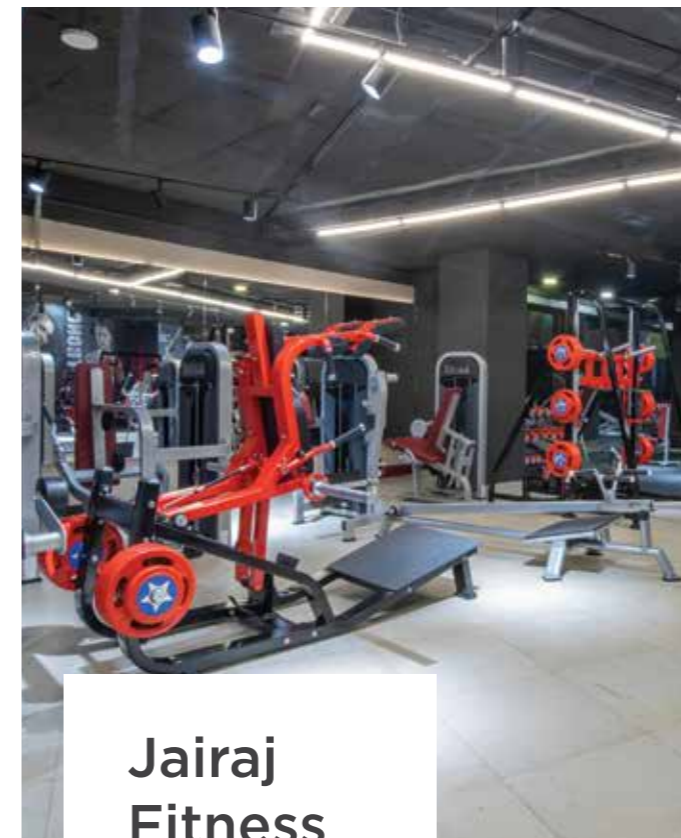
Cult.fit

CHINCHWAD,
PUNE



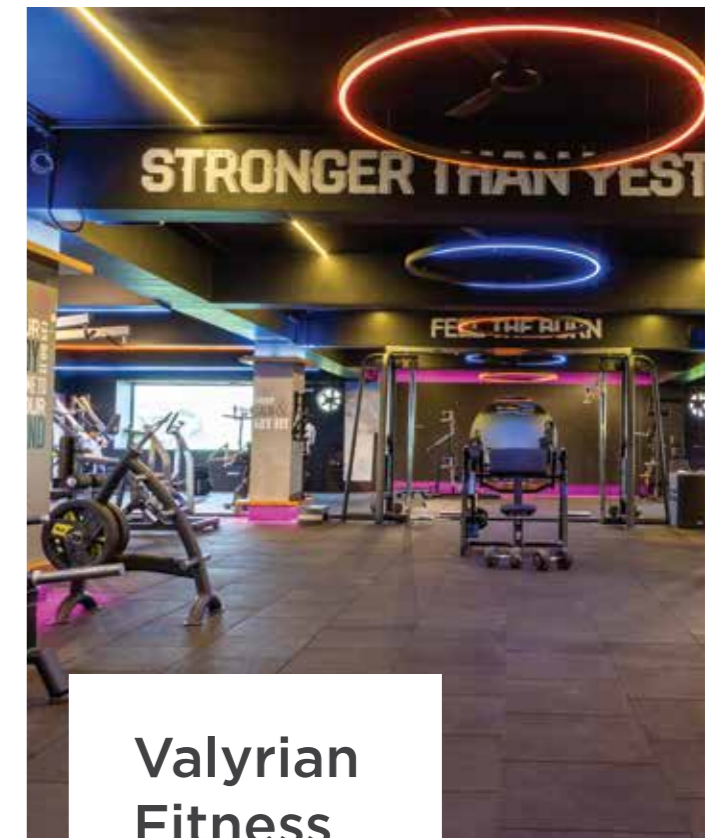
Couch & Cheese Homestay

AMBEGAON,
PUNE



Jairaj Fitness Gym

BELAGAVI



Valyrian Fitness & Co.

AUNDH, PUNE

World Class Factory



We have a dedicated team for quality assurance, vendor quality management, as well as for product and process quality management, which is given the utmost importance in our factory. Our Quality systems ensure that our customers get world class product.



Our state-of-the-art factory in Pune adheres to the highest standards of quality. Process automation, advanced manufacturing along with systems and processes that are benchmarked to the Toyota Production System (TPS), to ensure consistent quality in every unit of equipment. We own advanced machines that ensure high precision gym equipment.



R&D Center in USA
30 Years of Rich Experience
Presence in 60+ Countries
Now Manufactured in India



805 Supreme Headquarters, Mumbai Pune Highway,
Baner, Pune, Maharashtra, India -411045

SALES: +91-86696-97773, +91-77200-17776, +91-72184-+11777
sales@intowellness.in

SERVICE: +91-86696-97799 | service@intowellness.in

REALLEADER NORTH AMERICA

4695 MACARTHUR CT, STE 1100, NEWPORT BEACH, CA - 92660